



# Monthly Weather Graphs

January Weather Graph

	1	2	3	4	5	6	7	8	9	10
sunny										
partly cloudy										
cloudy										
foggy										
rainy										
snowy										
stormy										



# Directions

Print the monthly weather charts. Hang the current month's chart near your calendar or meeting space. Each day have a student be the weather-checker. They report what the weather is like that day. In my classroom we sing the weather song to the tune of "Clementine."

*What's the weather?*

*What's the weather?*

*What's the weather like today?*

*Tell us (student's name)*

*What's the weather?*

*What's the weather, like today?*

That student announces the weather to the class and colors in the appropriate box on the chart. At the end of the month, discuss the month's weather. You can brainstorm sentences to describe the month's weather. For example: During the month of April, it was mostly rainy. We only had two sunny days.









I have also included two sets of pocket chart cards. One set can be used for matching, and the other can be used for a word wall. You might choose to use these at the beginning of the year when you are introducing the weather chart. You can use these to create an anchor chart about different kinds of weather to keep up all year.


The first set of weather charts do not contain the label of "windy" because I have found that students get distracted by that one! They like to say that it's cloudy and windy, or sunny and windy, and it gets complicated if you want the students to choose just one weather word that describes the day best. I have included windy in the second set so that you can choose which one works best for you.

I have also included 2 sets at the end of this package that include 20 columns. Choose this option if you live in a location that is likely to have more than 10 days of the same type of weather each month. As a result of doubling the columns, each space is quite small. You can enlarge the chart on your photocopier to 11 X 17 if you like.

There are also a variety of cumulative tallying charts available. They are provided in January-December, September-June, and other variations for you to use according to your school calendar.









# January Weather Graph

	1	2	3	4	5	6	7	8	9	10
 sunny	Yellow	Yellow	Yellow	Yellow						
 partly cloudy	Light Blue	Light Blue								
 cloudy	Brown	Brown	Brown	Brown	Brown	Brown	Brown	Brown	Brown	Brown
 foggy										
 rainy										
 snowy										
 stormy										
 windy										



**Tip:** Keep your required crayon colors in a bag or box near your meeting space. Label it "weather crayons." This will save you time during weather reporting because you will not need to hunt for the appropriate colors.








# July Weather Graph

	1	2	3	4	5	6	7	8	9	10
 sunny										
 partly cloudy										
 cloudy										
 foggy										
 rainy										
 snowy										
 stormy										
 windy										



Choose if you would like the version with windy included or without windy.








# January Weather Graph

	1	2	3	4	5	6	7	8	9	10
 sunny	yellow	yellow	yellow	yellow						
 partly cloudy	teal	teal								
 cloudy	grey	grey	grey	grey	grey	grey	grey			
 foggy	blue	blue								
 rainy	pink	pink								
 snowy										
 stormy										

Choose between the version with 10 columns or 20 columns. Choose the charts with 20 columns if you are likely to have more than 10 days per calendar month with the same weather.












# January Weather Graph

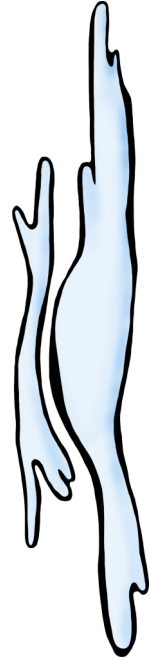




	1	2	3	4	5	6	7	8	9	10	11	12	13	14	15	16	17	18	19	20
 sunny	yellow	yellow	yellow	yellow	yellow	yellow	yellow	yellow	yellow	yellow										
 partly cloudy	teal	teal																		
 cloudy																				
 foggy																				
 rainy	purple																			
 snowy	light blue	light blue	light blue	light blue	light blue															
 stormy																				

Keep track of your weather over the course of the entire year using your monthly totals. Choose from September–June, January–December, as well as blank 10 month and 12 month versions.

# Sample Weather Record

	september	october	November	December	January	February	March	April	May	June	All Year
 sunny	7	5	3	4	2	9	4	2	14	9	59
 partly cloudy	3	6	7	1	5	5	5	7	2	5	46
 cloudy	2	3	3	1	2	2	2	3	1	2	21
 foggy	0	1	0	2	4	0	0	0	0	0	7
 snowy	1	5	5	1	1	2	2	8	2	3	33
 rainy	0	1	1	5	2	0	0	0	0	0	8
 stormy	0	0	1	1	4	0	0	0	0	1	7





**sunny**

**rainy**

**partly  
cloudy**

**snowy**

**cloudy**


**stormy**

**foggy**


**rainy**



**snowy**




**stormy**






sunny




partly  
cloudy



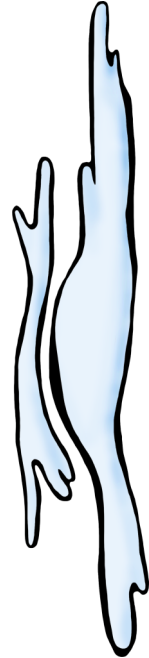




cloudy



foggy



The following is a repeat of the previous cards,  
except these cards include "windy."



**sunny**

**rainy**

**partly  
cloudy**

**snowy**

**cloudy**

**stormy**


**foggy**

**windy**


**rainy**




**snowy**




**stormy**



**windy**




sunny



partly  
cloudy



cloudy










foggy



12 Monthly Weather Charts  
without “windy” as a choice.








There are 10 columns. Choose this version if you are unlikely to experience more than 10 days of the same type of weather each month.

# January Weather Graph








	1	2	3	4	5	6	7	8	9	10
 sunny										
 partly cloudy										
 cloudy										
 foggy										
 rainy										
 snowy										
 stormy										










# February Weather Graph

	1	2	3	4	5	6	7	8	9	10
 sunny										
 partly cloudy										
 cloudy										
 foggy										
 rainy										
 snowy										
 stormy										








# March Weather Graph

	1	2	3	4	5	6	7	8	9	10
 sunny										
 partly cloudy										
 cloudy										
 foggy										
 rainy										
 snowy										
 stormy										








# April Weather Graph

	1	2	3	4	5	6	7	8	9	10
 sunny										
 partly cloudy										
 cloudy										
 foggy										
 rainy										
 snowy										
 stormy										








# May Weather Graph

	1	2	3	4	5	6	7	8	9	10
 sunny										
 partly cloudy										
 cloudy										
 foggy										
 rainy										
 snowy										
 stormy										








# June Weather Graph

	1	2	3	4	5	6	7	8	9	10
 sunny										
 partly cloudy										
 cloudy										
 foggy										
 rainy										
 snowy										
 stormy										








# July Weather Graph

	1	2	3	4	5	6	7	8	9	10
 sunny										
 partly cloudy										
 cloudy										
 foggy										
 rainy										
 snowy										
 stormy										

# August Weather Graph








	1	2	3	4	5	6	7	8	9	10
 sunny										
 partly cloudy										
 cloudy										
 foggy										
 rainy										
 snowy										
 stormy										

# September Weather Graph








	1	2	3	4	5	6	7	8	9	10
 sunny										
 partly cloudy										
 cloudy										
 foggy										
 rainy										
 snowy										
 stormy										










# October Weather Graph

	1	2	3	4	5	6	7	8	9	10
 sunny										
 partly cloudy										
 cloudy										
 foggy										
 rainy										
 snowy										
 stormy										

# November Weather Graph

	1	2	3	4	5	6	7	8	9	10
 sunny										
 partly cloudy										
 cloudy										
 foggy										
 rainy										
 snowy										
 stormy										









# December Weather Graph

	1	2	3	4	5	6	7	8	9	10
 sunny										
 partly cloudy										
 cloudy										
 foggy										
 rainy										
 snowy										
 stormy										









12 Monthly Weather Charts  
with “windy” as a choice.

There are 10 columns. Choose this version if you are unlikely to experience more than 10 days of the same type of weather each month.









# January Weather Graph

	1	2	3	4	5	6	7	8	9	10
 sunny										
 partly cloudy										
 cloudy										
 foggy										
 rainy										
 snowy										
 stormy										
 windy										









# February Weather Graph

	1	2	3	4	5	6	7	8	9	10
 sunny										
 partly cloudy										
 cloudy										
 foggy										
 rainy										
 snowy										
 stormy										
 windy										

# March Weather Graph









	1	2	3	4	5	6	7	8	9	10
 sunny										
 partly cloudy										
 cloudy										
 foggy										
 rainy										
 snowy										
 stormy										
 windy										

# April Weather Graph









	1	2	3	4	5	6	7	8	9	10
 sunny										
 partly cloudy										
 cloudy										
 foggy										
 rainy										
 snowy										
 stormy										
 windy										











# May Weather Graph

	1	2	3	4	5	6	7	8	9	10
 sunny										
 partly cloudy										
 cloudy										
 foggy										
 rainy										
 snowy										
 stormy										
 windy										









# June Weather Graph

	1	2	3	4	5	6	7	8	9	10
 sunny										
 partly cloudy										
 cloudy										
 foggy										
 rainy										
 snowy										
 stormy										
 windy										









# July Weather Graph

	1	2	3	4	5	6	7	8	9	10
 sunny										
 partly cloudy										
 cloudy										
 foggy										
 rainy										
 snowy										
 stormy										
 windy										









# August Weather Graph

	1	2	3	4	5	6	7	8	9	10
 sunny										
 partly cloudy										
 cloudy										
 foggy										
 rainy										
 snowy										
 stormy										
 windy										









# September Weather Graph

	1	2	3	4	5	6	7	8	9	10
 sunny										
 partly cloudy										
 cloudy										
 foggy										
 rainy										
 snowy										
 stormy										
 windy										









# October Weather Graph

	1	2	3	4	5	6	7	8	9	10
 sunny										
 partly cloudy										
 cloudy										
 foggy										
 rainy										
 snowy										
 stormy										
 windy										

# November Weather Graph

	1	2	3	4	5	6	7	8	9	10
 sunny										
 partly cloudy										
 cloudy										
 foggy										
 rainy										
 snowy										
 stormy										
 windy										

# December Weather Graph








	1	2	3	4	5	6	7	8	9	10
 sunny										
 partly cloudy										
 cloudy										
 foggy										
 rainy										
 snowy										
 stormy										
 windy										










The following is a repeat of the previous calendars,  
except these include 20 columns instead of 10  
(for locations that are likely to experience more  
than 10 days of the same type of weather per  
calendar month).

With and without “windy” option.








# January Weather Graph

	1	2	3	4	5	6	7	8	9	10	11	12	13	14	15	16	17	18	19	20
 sunny																				
 partly cloudy																				
 cloudy																				
 foggy																				
 rainy																				
 snowy																				
 stormy																				








# February Weather Graph

	1	2	3	4	5	6	7	8	9	10	11	12	13	14	15	16	17	18	19	20
 sunny																				
 partly cloudy																				
 cloudy																				
 foggy																				
 rainy																				
 snowy																				
 stormy																				








# March Weather Graph

	1	2	3	4	5	6	7	8	9	10	11	12	13	14	15	16	17	18	19	20
 sunny																				
 partly cloudy																				
 cloudy																				
 foggy																				
 rainy																				
 snowy																				
 stormy																				








# April Weather Graph

	1	2	3	4	5	6	7	8	9	10	11	12	13	14	15	16	17	18	19	20
 sunny																				
 partly cloudy																				
 cloudy																				
 foggy																				
 rainy																				
 snowy																				
 stormy																				








# May Weather Graph

	1	2	3	4	5	6	7	8	9	10	11	12	13	14	15	16	17	18	19	20
 sunny																				
 partly cloudy																				
 cloudy																				
 foggy																				
 rainy																				
 snowy																				
 stormy																				

# June Weather Graph








	1	2	3	4	5	6	7	8	9	10	11	12	13	14	15	16	17	18	19	20
 sunny																				
 partly cloudy																				
 cloudy																				
 foggy																				
 rainy																				
 snowy																				
 stormy																				

# July Weather Graph








	1	2	3	4	5	6	7	8	9	10	11	12	13	14	15	16	17	18	19	20
 sunny																				
 partly cloudy																				
 cloudy																				
 foggy																				
 rainy																				
 snowy																				
 stormy																				










# August Weather Graph

	1	2	3	4	5	6	7	8	9	10	11	12	13	14	15	16	17	18	19	20
 sunny																				
 partly cloudy																				
 cloudy																				
 foggy																				
 rainy																				
 snowy																				
 stormy																				








# September Weather Graph

	1	2	3	4	5	6	7	8	9	10	11	12	13	14	15	16	17	18	19	20
 sunny																				
 partly cloudy																				
 cloudy																				
 foggy																				
 rainy																				
 snowy																				
 stormy																				








# October Weather Graph

	1	2	3	4	5	6	7	8	9	10	11	12	13	14	15	16	17	18	19	20
 sunny																				
 partly cloudy																				
 cloudy																				
 foggy																				
 rainy																				
 snowy																				
 stormy																				

# November Weather Graph









	1	2	3	4	5	6	7	8	9	10	11	12	13	14	15	16	17	18	19	20
 sunny																				
 partly cloudy																				
 cloudy																				
 foggy																				
 rainy																				
 snowy																				
 stormy																				

# December Weather Graph









	1	2	3	4	5	6	7	8	9	10	11	12	13	14	15	16	17	18	19	20
 sunny																				
 partly cloudy																				
 cloudy																				
 foggy																				
 rainy																				
 snowy																				
 stormy																				

With “windy” as one of the weather choices

# January Weather Graph









	1	2	3	4	5	6	7	8	9	10	11	12	13	14	15	16	17	18	19	20
 sunny																				
 partly cloudy																				
 cloudy																				
 foggy																				
 rainy																				
 snowy																				
 stormy																				
 windy																				

# February Weather Graph









	1	2	3	4	5	6	7	8	9	10	11	12	13	14	15	16	17	18	19	20
 sunny																				
 partly cloudy																				
 cloudy																				
 foggy																				
 rainy																				
 snowy																				
 stormy																				
 windy																				











# March Weather Graph

	1	2	3	4	5	6	7	8	9	10	11	12	13	14	15	16	17	18	19	20
 sunny																				
 partly cloudy																				
 cloudy																				
 foggy																				
 rainy																				
 snowy																				
 stormy																				
 windy																				









# April Weather Graph

	1	2	3	4	5	6	7	8	9	10	11	12	13	14	15	16	17	18	19	20
 sunny																				
 partly cloudy																				
 cloudy																				
 foggy																				
 rainy																				
 snowy																				
 stormy																				
 windy																				









# May Weather Graph

	1	2	3	4	5	6	7	8	9	10	11	12	13	14	15	16	17	18	19	20
 sunny																				
 partly cloudy																				
 cloudy																				
 foggy																				
 rainy																				
 snowy																				
 stormy																				
 windy																				









# June Weather Graph

	1	2	3	4	5	6	7	8	9	10	11	12	13	14	15	16	17	18	19	20
 sunny																				
 partly cloudy																				
 cloudy																				
 foggy																				
 rainy																				
 snowy																				
 stormy																				
 windy																				









# July Weather Graph

	1	2	3	4	5	6	7	8	9	10	11	12	13	14	15	16	17	18	19	20
 sunny																				
 partly cloudy																				
 cloudy																				
 foggy																				
 rainy																				
 snowy																				
 stormy																				
 windy																				









# August Weather Graph

	1	2	3	4	5	6	7	8	9	10	11	12	13	14	15	16	17	18	19	20
 sunny																				
 partly cloudy																				
 cloudy																				
 foggy																				
 rainy																				
 snowy																				
 stormy																				
 windy																				

# September Weather Graph









	1	2	3	4	5	6	7	8	9	10	11	12	13	14	15	16	17	18	19	20
 sunny																				
 partly cloudy																				
 cloudy																				
 foggy																				
 rainy																				
 snowy																				
 stormy																				
 windy																				

# October Weather Graph









	1	2	3	4	5	6	7	8	9	10	11	12	13	14	15	16	17	18	19	20
 sunny																				
 partly cloudy																				
 cloudy																				
 foggy																				
 rainy																				
 snowy																				
 stormy																				
 windy																				



# November Weather Graph

	1	2	3	4	5	6	7	8	9	10	11	12	13	14	15	16	17	18	19	20
 sunny																				
 partly cloudy																				
 cloudy																				
 foggy																				
 rainy																				
 snowy																				
 stormy																				
 windy																				

# December Weather Graph

	1	2	3	4	5	6	7	8	9	10	11	12	13	14	15	16	17	18	19	20
 sunny																				
 partly cloudy																				
 cloudy																				
 foggy																				
 rainy																				
 snowy																				
 stormy																				
 windy																				

## Cumulative Weather Charts

Choose the option that works for you.

(12 month blank, 10 month blank, January through  
December, September through June, etc.)

Tally or record the numbers your totals for each  
month.

Choose one that works for you.

(With Windy included)













## Cumulative Weather Charts

Choose the option that works for you.

(12 month blank, 10 month blank, January through  
December, September through June, etc.)

Tally or record the numbers your totals for each  
month.

Choose one that works for you.

(Without Windy included)














# Credits



# Thank You

Thank you for your purchase! This product was created by Grade One Snapshots / Grade School Snapshots. Please let me know what you think of this download by leaving a comment via your "My Purchases" page. Please remember that this product is for one classroom only. Additional licenses are available. Please stay in touch!



<https://www.facebook.com/GradeOneSnapshots/>



<https://www.instagram.com/gradeonesnapshots/>



<https://www.teacherspayteachers.com/Store/Grade-One-Snapshots>

<http://gradeonesnapshots.blogspot.ca/>

